Protector vertical

Este protector vertical se adapta a todos los perfiles verticales de rack y patrones de ranuras comúnmente utilizados. Con su diseño de absorción de energía, distribuye las fuerzas de colisión sin reducir el acceso libre de entrada a las estanterías. Es fácil de instalar y reemplazar cuando sea necesario. Esta protección contra impactos cumple con la guía FEM.

Modelos

ARTÍCULOS / DESCRIPCIÓN		MIN ANCHURA (MM)	MAX ANCHURA (MM)	ALTURA (MM)	OTRAS
	RG-AVB RAL 1023	79	92	500	Minimum order quantity: 21
	RG-AVC RAL 1023	92	105	500	Minimum order quantity: 18
	RG-AVD RAL 1023	105	118	500	Minimum order quantity: 18

Productos relacionados

BARRERA CONTRA IMPACTOS

Impacto

Utilice la barrera de impacto para la protección contra impactos a nivel del suelo. Es perfecta para separar vehículos ligeros o definir zonas de almacén. Nuestros rieles modulares y bolardos permi...

21 artículos



PEATONAL

Peatonal

Utilice la configuración de la barrera peatonal para definir las rutas peatonales y proteger a los peatones de los impactos ligeros.

12 artículos

X-PROTECT

Bolardos

Utilice nuestros bolardos X-Protect para proteger puertas, esquinas y maquinaria expuesta. Los bolardos negros y amarillos también atraen la atención del conductor de la carretilla elevadora y hace...

8 artículos

X-PROTECT

Conexión X-Guard

Utilice nuestros bolardos X-Protect para proteger puertas, esquinas y maquinaria expuesta. Los bolardos negros y amarillos también atraen la atención del conductor de la carretilla elevadora y hace...

12 artículos

PROTECTOR DE COLUMNA

X-Protect Protector de columnas

Debe usar el protector de columnas cuando necesite proteger las columnas de su instalación de los daños por impacto. El diseño único presenta canales de aire especialmente formados que disipan las...

1 artículos

Impact Protection

X-Protect is Safe

- Our impact protection products undergo rigorous testing at our state-of-the-art testing facility.
- With decades of experience in industrial safety, we've designed our impact protection to perform effectively in real-world conditions.
- We know safety and can guide you to the best solutions tailored to your specific needs.



X-Protect is Modular

- Quickly modify barrier specifications with minimal waste.
- Perform easy and cost-effective repairs at a component level.
- Quickly build strong integrated installations with few parts.

X-Protect is Sustainable

- Simple end of life dis-assembly, even after an accident.
- Single material components that are easy to recycle.
- Repairable by design, damaged or worn components are easily replaced extending the barrier's life.

Technical Information

X-Protect components

These are the building blocks of our modular Impact Protection range.

BARRIERS & RAILS

Hand Rails

Width x Height:
68 × 72 mm | 2 11/16" × 2 27/32"
Length:
270 - 1770 mm | 10 5/8" - 69 11/16"

Impact Barriers

Width x Height:
116 × 220 mm | 4 9/16" x 8 21/32"
Length:
270 - 2770 mm | 10 5/8" - 109 1/16"

POSTS & BOLLARDS

Height:
350 - 1160 mm
13 13/16" – 45 11/16"
Width:
200 mm
7 7/8" in

Component Colours

RAL 1018

RAL 9011

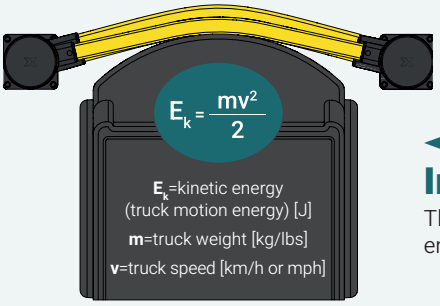

Impact testing

This is how we calculate the energy from a vehicle impact.

Loaded weight
3600 kg / 7930 lbs

Speed	Load
6 km/h | 3.7 mph	5020 J
8 km/h | 5 mph	8880 J
12 km/h | 7.5 mph	19960 J

Loaded weight
2700 kg / 5940 lbs

Speed	Load
6 km/h | 3.7 mph	3770 J
8 km/h | 5 mph	6660 J
12 km/h | 7.5 mph	14970 J

Loaded weight
2100 kg / 4620 lbs

Speed	Load
6 km/h | 3.7 mph	2930 J
8 km/h | 5 mph	5180 J
12 km/h | 7.5 mph	11670 J

Operating temperature



-10°C → 40°C

Assembly

SCAN THE CODE TO DOWNLOAD OUR ASSEMBLY MANUALS

X-Protect Standard Configurations

+ the highest impact energy (J) they are capable of withstanding*



1 5250 J

2 4500 J

3 6200 J

4 7700 J



5 7000 J

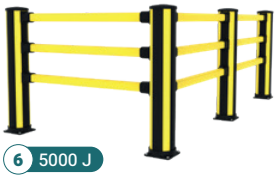

6 5000 J

7 6700 J

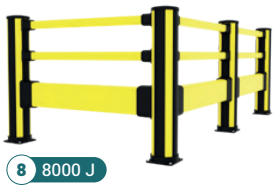

8 8000 J



9 8300 J

10 0 J

11 1800 J

12 3000 J

The Floor Barrier can be used in combination with configurations: **3, 6, 8 & 9**

1. Bollards
2. Impact
3. Impact High
4. Double Impact Low
5. Double Impact High
6. Pedestrian
7. Pedestrian + Impact
8. Pedestrian + Impact High
9. Pedestrian +Double Impact
10. Pedestrian Gate
11. Column Guard
12. Floor Barrier

* The highest force depends on the C-C. More information is available upon request.